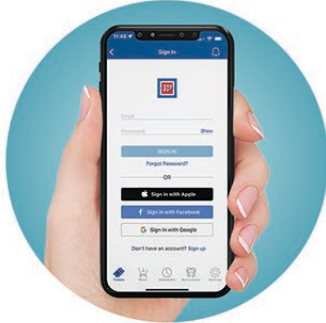


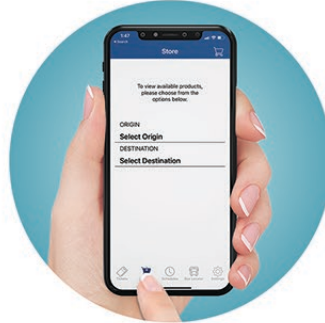
How to Use NYW App - PATH Shutdown



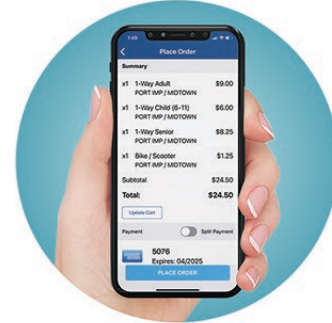
During the PATH Shutdown, every PATH customer will be required to purchase a special \$3 PATH Ferry ticket either on our app or at one of our ticket offices. Below is a step-by-step guide on how to purchase PATH Ferry tickets on our App.



1
Download App
& Setup an Account



2
Select "Store" & Enter
Origin & Destination



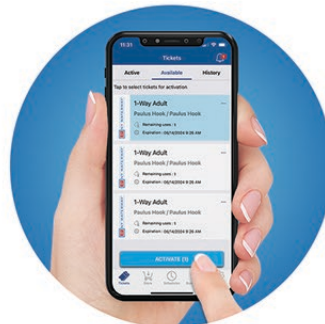
3
Input Payment
Information & Purchase
Wallet Pay Accepted

Valid Terminals

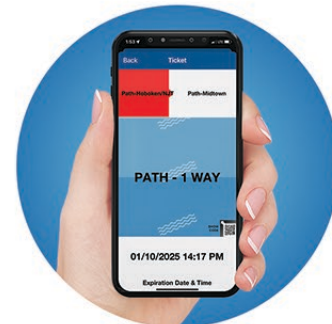
- PATH-Hoboken/NJT
- PATH-Hoboken/14
- PATH-Midtown
- PATH-Brookfield
- PATH-Pier 11



4
Select "Available"
on the Tickets Screen



5
Activate Ticket
Before Boarding



6
Show
Activated Ticket

At boarding, customers must show PATH fare card payment mechanism - a SmartLink Card, MetroCard, PATH Single Ride Ticket or digital pass in the RidePATH app, plus a \$3 Special NYW Fare Ticket.